

Ports Retirement Plan

Conservative fund

Fund update for the year ended 31 March 2025

This fund update was first made publicly available on 30 June 2025.

WHAT IS THE PURPOSE OF THIS UPDATE?

This document tells you how the Conservative fund (**fund**) has performed and what fees were charged. The document will help you to compare the fund with other funds. Ports Retirement Trustee Limited (**Trustee**) prepared this update in accordance with the Financial Markets Conduct Act 2013. This information is not audited and may be updated.

DESCRIPTION OF THIS FUND

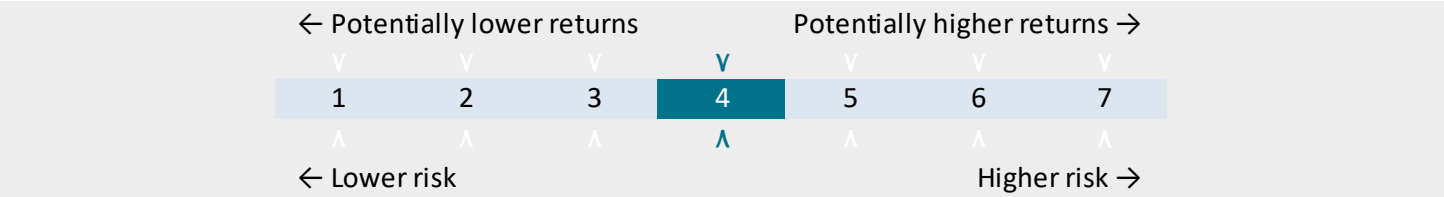
The Conservative fund is available only to members who have left service and chosen to stay in the Ports Retirement Plan (**Plan**) or who have reached New Zealand Superannuation age (currently 65). The fund has a diversified investment strategy with a current target investment mix of 20% growth assets and 80% income assets.

The Trustee aims for the fund to achieve average investment returns (after deductions for investment expenses and tax) matching Consumers Price Index increases over rolling 3 to 5 year periods, assuming the highest prescribed investor rate applying under the portfolio investment entity tax legislation.

Total value of the fund	\$2,116,228
Number of investors in the fund	7
The date the fund started	1 April 2019

WHAT ARE THE RISKS OF INVESTING?

Risk indicator for the Conservative fund:



The risk indicator is rated from 1 (low) to 7 (high). The rating reflects how much the value of the fund’s assets goes up and down. A higher risk generally means higher potential returns over time, but more ups and downs along the way.

To help you clarify your own attitude to risk, you can seek financial advice or work out your risk profile at <https://sorted.org.nz/tools/investor-profiler>.

Note that even the lowest category does not mean a risk-free investment, and there are other risks that are not captured by this rating.

This risk indicator is not a guarantee of a fund’s future performance. The risk indicator is based on the returns data for the 5-year period to 31 March 2025. While risk indicators are usually relatively stable, they do shift from time to time¹. The risk indicator will continue to be updated in future fund updates.

See the Product Disclosure Statement (PDS) for more information about the risks associated with investing in this fund. Refer to <https://portsretirement.org.nz/>.

HOW HAS THE FUND PERFORMED?

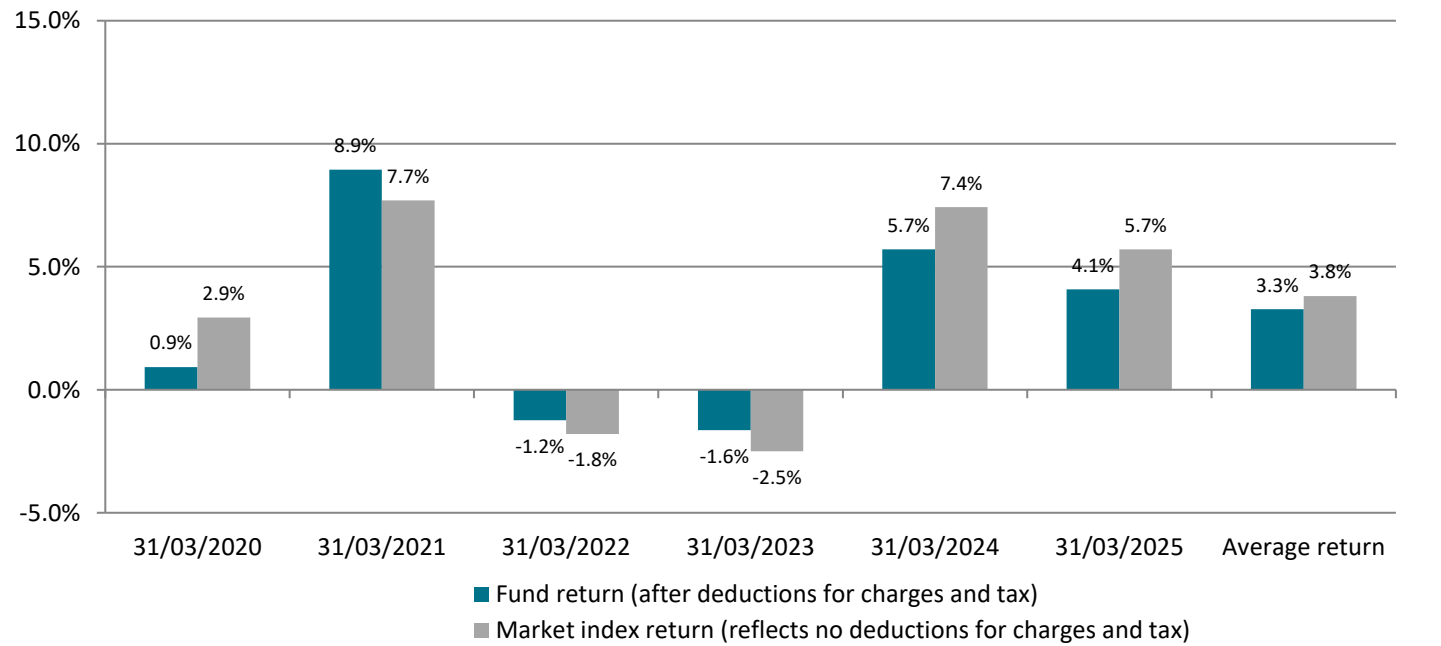
	Average over past five years	Past year
Annual return (after deductions for charges and tax)	3.09%	4.12%
Annual return (after deductions for charges but before tax)	3.61%	5.49%
Market index annual return (reflects no deduction for charges and tax)	3.21%	5.71%

The market index annual return is based on the returns of a composite index. The composite index is made up of the individual asset class benchmark indices used to measure the performance of each underlying fund or asset class into which the fund invests. Accordingly, the market index annual return for the fund is a composite return, calculated using the weighted average return of the benchmark indices used to measure the performance of the underlying funds or assets into which the fund invests.

The weighting for each benchmark within the composite index is equal to the Trustee’s target weighting to the relevant underlying fund or asset class. The market index return provides a relative measure of the fund’s performance.

Information about the benchmark indices currently comprising the composite market index (and links to additional information about them) is available in the document entitled *Ports Retirement Plan – Other Material Information* on the offer register at <https://disclose-register.companiesoffice.govt.nz/> (select *search for an offer* and enter *Ports*).

Annual returns



This shows the return after fund charges and tax for each year ending 31 March since the fund started. The last bar shows the average annual return since the fund startedⁱⁱ.

Important: This does not tell you how the fund will perform in the future.

Returns in this update are after tax at the highest prescribed investor rate (PIR) of tax for an individual New Zealand resident. Your tax may be lower.

WHAT FEES ARE INVESTORS CHARGED?

Investors in the Conservative fund are charged fund charges. In the year to 31 March 2025 these were:

	% of net asset value
Total fund charges	0.71%
Which are made up of:	
Total management and administration charges	0.71%
Including:	
Manager's basic fee	0.71%
Other management and administration charges	0.00%
Total performance-based fees	0.00%
Other charges	Dollar amount per investor
Year-end and monthly membership fees	\$160

Investors may also be charged individual action fees for specific actions or decisions (for example, for contributing or for switching funds). See section 5 of the PDS on the offer register at <https://disclose-register.companiesoffice.govt.nz/> (select *search for an offer* and enter *Ports*) for more information about those fees.

Small differences in fees and charges can have a big impact on your investment over the long term.

EXAMPLE OF HOW THIS APPLIES TO AN INVESTOR

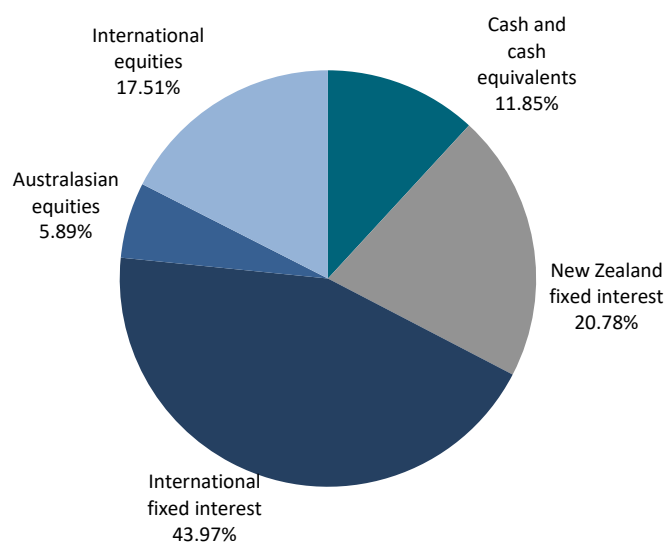
Michael had \$10,000 in the fund at the start of the year and did not make any further contributions. At the end of the year, Michael received a return after fund charges were deducted* of \$549 (that is 5.49% of his initial \$10,000). Michael also paid \$160 in other charges. This gives Michael a total return after tax of \$297 for the year.

*but before tax

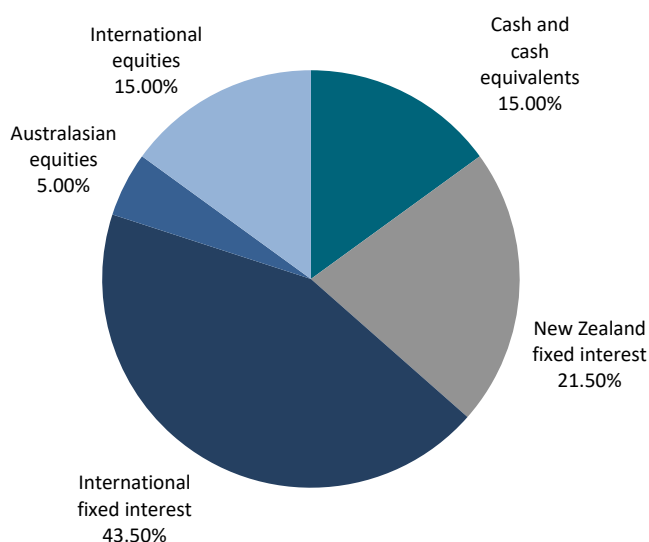
WHAT DOES THE FUND INVEST IN?

This shows the types of assets that the fund invests in.

Actual investment mix



Target investment mix



Top 10 investments

	Name	% of fund net assets	Type	Country	Credit rating (if applicable)
1	Nikko AM Wholesale Global Bond Fund	22.02%	International fixed interest	NZ	
2	Hunter Global Fixed Interest Fund	21.95%	International fixed interest	NZ	
3	Mercer Macquarie NZ Fixed Interest Fund	20.78%	New Zealand fixed interest	NZ	
4	Mercer Macquarie NZ Cash Fund	11.85%	Cash and cash equivalents	NZ	
5	Mercer Overseas Shares Index Portfolio	9.19%	International equities	NZ	
6	Mercer Hedged Overseas Shares Index Portfolio	8.32%	International equities	NZ	
7	Harbour Australasian Equity Fund	5.89%	Australasian equities	NZ	

The total value of the above 7 individual assets is 100.0% of the net asset value of the fund.

Currency hedging

Hedging is a tool used to reduce the effects of changes in exchange rates on investment returns. Investments that are hedged are, in effect, made in local currency.

The current hedging arrangements within the fund are as follows:

- international equities are managed on a passive basis with a target of 50% hedging and an allowable range of 40% to 60%;
- Australian equities are managed on an active basis with a target of 0% hedging and an allowable range of 0% to 100% (before tax) depending on the underlying fund manager's view; and
- international fixed interest is 100% hedged to the New Zealand dollar unless otherwise agreed by the Trustee.

Further details and additional information are available in the Statement of Investment Policy and Objectives for the Plan, which is available:

- at <https://portsretirement.org.nz>; and
- on the scheme register at <https://www.disclose-register.companiesoffice.govt.nz/> (select *search for a scheme* and enter *Ports*).

KEY PERSONNEL

	Name	Current position	Time in current position	Previous or other position	Time in previous or other position
1	Paul Drummond	Director and Chair, Ports Retirement Trustee Limited	8 years and 9 months	Professional Trustee – various schemes (current positions)	11 years and 1 month
2	Andrew Johnson	Licensed Independent Trustee Director, Ports Retirement Trustee Limited	4 years and 6 months	Professional Trustee – various schemes (current positions)	6 years and 0 months
3	Wayne Butson	Director, Ports Retirement Trustee Limited	8 years and 9 months	Trustee, New Zealand Harbours Superannuation Plan ⁱⁱⁱ	6 years and 0 months
4	Dion Young	Director, Ports Retirement Trustee Limited	8 years and 9 months	Trustee, New Zealand Harbours Superannuation Plan	7 years and 0 months
5	Andrew Kelly	Director, Ports Retirement Trustee Limited	8 years and 9 months	Trustee, New Zealand Harbours Superannuation Plan	7 years and 3 months

FURTHER INFORMATION

You can also obtain this information, the PDS for the Ports Retirement Plan, and some additional information from the offer register at <https://www.disclose-register.companiesoffice.govt.nz/>.

NOTES

ⁱ Although as at the date of this fund update the risk indicator calculation methodology results in the risk indicator for the Conservative fund being the same as for the Balanced fund, the volatility of returns for the Balanced fund has been (and is expected to remain) materially greater than for the Conservative fund.

ⁱⁱ The bar chart shows fund returns after the deduction of fees and tax. However, the market index returns are shown before any fees or tax are deducted.

ⁱⁱⁱ This was the previous name for the Ports Retirement Plan.